



BENDING SYSTEMS

HOW DO I FIND THE RIGHT BENDING TOOL

>615



PIPE BENDING PLIERS

NO. 2415

>618



MANUAL PIPE BENDER - DRAW BENDING OPERATION

>619



MANUAL BENDING TOOL SETS NO. 243

>619



MANUAL BENDING TOOL SETS NO. 278

>620



UNIVERSAL MANUAL PIPE BENDER NO. 276

>624



MANUAL PIPE BENDER - PUSHING BENDING OPERATION NO. 2456

>625



PIPE BENDING MACHINES - DRAW BENDING OPERATION

>627



PIPE BENDING MACHINES - PUSHING BENDING OPERATION NO. 256-261

>630



PIPE BENDING MACHINES HYDRAULIC

>633



ECCENTRIC ANGLE BENDERS

NO. 280

>635



TOP QUALITY TO MEET MAXIMUM REQUIREMENTS

- › Use of the most up-to-date machinery and environmentally-friendly production processes
- › Everything is based on tightly controlled and selected materials
- › Experienced and reliable specialists vouch for precision-like processing
- › Stringent quality checks after each production step ensure a constantly high level
- › High-grade industrial quality for the toughest forms of continuous use and safety in everyday work



Everything handled down to a tee

- › The absence of Chrome 6 in the tools is simply a matter of course for us and has been so for many years.
- › Best-possible results are down to the unique manufacturing processes and special treatment for tools



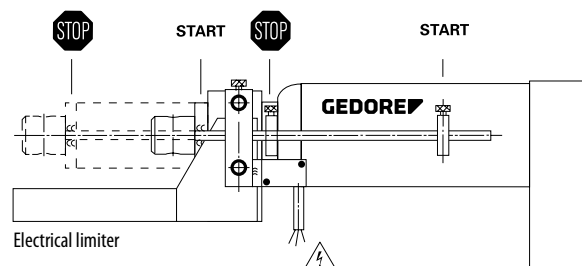
GEDORE Pipe bending systems

Advantages and benefits

Features that make the difference ...

- › Durable quality for heavy professional use
- › Gentle handling of workpieces
- › Suitable for solving problems, a variety of materials and applications
- › From simple bending pliers to an electro-hydraulic bending machine for 4" pipes
- › Hand-operated, hydraulic and electro-hydraulic
- › For the complete range of standard pipe grades

Pipe materials



Solving problems is our strength - Please ask us!

USEFUL INFORMATION

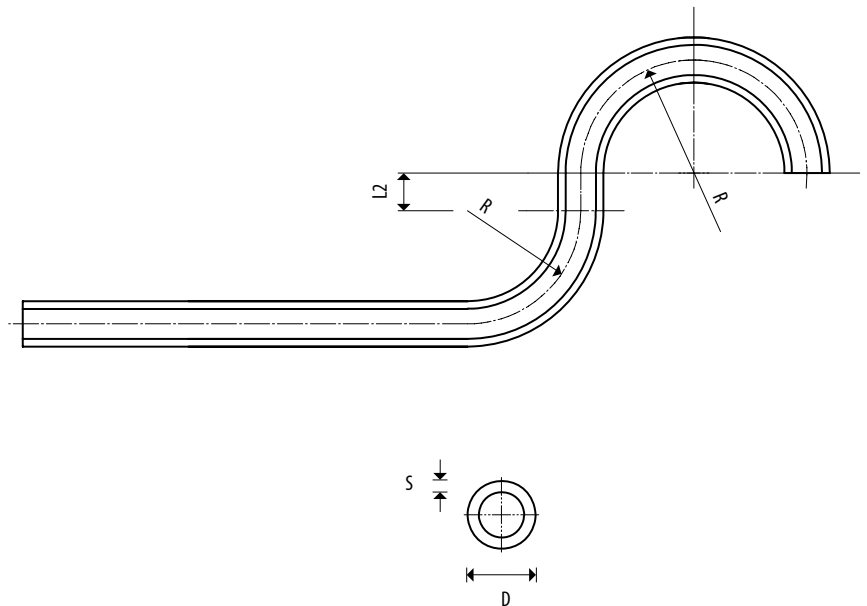
How do I find the right bending tool?

You need to consider the following points when choosing your bending machine:

- > Do you want to bend by hand?
- > Do you want to use a vice?
- > Is the machine to be hydraulically operated?
- > Is the machine to be electrically operated, and if so at what voltage?

The following points also need to be taken into account; refer to adjacent sketch:

- > The shape of the pipe to be bent (round-section, square-section, etc.)
- > The outside diameter "D" of the pipe
- > The wall thickness "S" of the pipe
- > The pipe grade (e.g. steel, stainless steel, NF metals, etc.)
- > The required bending angle (e.g. 90°, 180° ... etc.)
- > Are bending radii "R" specified? (Example: 3 x D = R - this corresponds to a 25 mm outside diameter pipe with a bending radius of 75 mm)
- > Important: the radius is measured to the middle of the tube = neutral area
- > Details of the length "L" of the overall pipe
- > Are a number of bends to be made in succession? - If so, it is essential to state the distance between the pipe bends, "L2"
- > Are there any specifications for the pipe or the finished pipe bends which go beyond the details listed here (e.g. in power-station construction, the food industry or similar)?
- > A more detailed overview of the possible uses of our pipe bending machines and tools is given in the next pages.



GEDORE Werkzeugbau
GmbH & Co.
Königsplatz 148
42699 Solingen, Germany

Vertrieb GEDORE/ALU
Für +49 210 130 000
Königsplatz 148
42699 Solingen, Germany

Vertrieb GEDORE/STAIN
Für +49 210 130 010
Königsplatz 148
42699 Solingen, Germany

GEDORE
WERKZEUGE FÜR DIE LEISTUNG

Fragebogen für Biegemaschinen

Bitte anfordern: Nachbestellung

Name: _____
 Firmenname: _____
 Straße: _____
 Land: PLZ / ORT: _____
 Tel./Fax: _____
 Email: _____
 Datum: _____

1. Art des Gestells

Wie soll das Gestell eingesetzt werden?
 statisch (z.B. Werkstatteinsatz) statisch (z.B. Baustellenmontage)
 Ist ein geeigneter Schutzblech vorhanden?
 ja nein
 Ist eine abschließende Montage vorhanden?
 ja nein
 Wird je Teil weitere Anschlussführung?
 DIN 11852 DIN 11853
 sonstiges (z.B. 10 kg)

Wie sollen Biegen selbst hergestellt werden?
 Stahl / Wälzlager Stahl / Wälzlager

Spezielle Anforderungen an das Gestell aus Gewichte oder Platzbeschränkungen:
 (Bitte Angaben machen, Einzel- oder Mehrzweckmaschinen o.ä.)

Fügen Sie dieser Anfrage bitte technische Zeichnungen oder Modellbilder bei.
 Anlagen: (siehe Zeichnung Nr. 010 angeben)

GEDORE Werkzeugbau
GmbH & Co.
Königsplatz 148
42699 Solingen, Germany

Vertrieb GEDORE/ALU
Für +49 210 130 000
Königsplatz 148
42699 Solingen, Germany

Vertrieb GEDORE/STAIN
Für +49 210 130 010
Königsplatz 148
42699 Solingen, Germany

GEDORE
WERKZEUGE FÜR DIE LEISTUNG

2. Angaben zum Material

2.1. Rohr

L	Ø	Material	Form	Biegearten				Länge in mm	Länge in m	Gewicht in kg	Gewicht in t
				1	2	3	4				

2.2. Metallblech

L	Ø	Material	Form	Biegearten				Länge in mm	Länge in m	Gewicht in kg	Gewicht in t
				1	2	3	4				

2.3. Metallblech

Bitte anfordern: Nachbestellung

Name: _____
 Firmenname: _____
 Straße: _____
 Land: PLZ / ORT: _____
 Tel./Fax: _____
 Email: _____
 Datum: _____



APPLICATIONS OF THE GEDORE PIPE BENDER

Size	Nennweite	Outer diameter mm	Wall thickness	No. 241500 max. 90°	No. 2423... max. 90°	No. 243.../1100-243100 max. 180°	No. 245610 / 1100-245680 max. 90°	No. 245611 / 1100-245681 max. 90°	No. 249... max. 90°	No. 250... max. 90°	No. 256... max. 90°	No. 257.../ 258... max. 90°	No. 259.../ 260... max. 90°	No. 261... max. 90°	No. 276... max. 180°	No. 2785.../ 1101-278501 max. 180°	No. 2786.../ 1100-278601 max. 180°	No. 2787... max. 180°	No. 1100-278801 max. 180°
Gas and water pipes EN 10255-M																			
3/8"	DN 10	17,2 mm	2,35 mm						•		•	•	•		•				
1/2"	DN 15	21,3 mm	2,65 mm						•	•	•	•	•		•				
3/4"	DN 20	26,9 mm	2,65 mm						•	•	•	•	•		•				
1"	DN 25	33,7 mm	3,25 mm						•	•	•	•	•	•					
1.1/4"	DN 32	42,4 mm	3,25 mm						•	•	•	•	•	•					
1.1/2"	DN 40	48,3 mm	3,25 mm						•	•		•	•	•					
2"	DN 50	60,3 mm	3,65 mm									•	•	•					
2.1/2"	DN 65	76,1 mm	3,65 mm										•	•					
3"	DN 80	88,9 mm	4,05 mm										•	•					
4"	DN 100	114,3 mm	4,50 mm											•					
Gas and water pipes EN 10255-H																			
3/8"	DN 10	17,2 mm	2,90 mm						•		•	•	•		•				
1/2"	DN 15	21,3 mm	3,25 mm						•	•	•	•	•		•				
3/4"	DN 20	26,9 mm	3,25 mm						•	•	•	•	•		•				
1"	DN 25	33,7 mm	4,05 mm							•	•	•	•	•					
1.1/4"	DN 32	42,4 mm	4,05 mm							•	•	•	•	•					
1.1/2"	DN 40	48,3 mm	4,05 mm							•		•	•	•					
2"	DN 50	60,3 mm	4,50 mm									•	•	•					
2.1/2"	DN 65	76,1 mm	4,50 mm										•	•					
3"	DN 80	88,9 mm	4,85 mm										•	•					
4"	DN 100	114,3 mm	5,40 mm											•					
Distilling pipes EN 10220, metric steel pipes																			
3/8"	DN 10	17,2 mm	≥ 1,80 mm						•										
		20,0 mm	≥ 2,00 mm						•		•	•	•		•				
1/2"	DN 15	21,3 mm	≥ 2,00 mm						•	•	•	•	•						
		22,0 mm	≥ 2,00 mm						•		•	•	•		•				
		25,0 mm	≥ 2,00 mm						•	•	•	•	•	•	•				
3/4"	DN 20	26,9 mm	≥ 2,30 mm						•	•	•	•	•						
		28,0 mm	≥ 2,60 mm						•	•	•	•	•	•	•				
		30,0 mm	≥ 2,60 mm						•	•	•	•	•	•	•				
		32,0 mm	≥ 2,60 mm						•	•	•	•	•	•					
1"	DN 25	33,7 mm	≥ 2,60 mm						•	•	•	•	•	•					
		38,0 mm	≥ 2,60 mm						•	•		•	•	•					
		42,0 mm	≥ 2,60 mm						•	•		•	•	•					
1.1/4"	DN 32	42,4 mm	≥ 2,60 mm						•	•		•	•	•					
		44,5 mm	≥ 2,60 mm									•	•	•					
1.1/2"	DN 40	48,3 mm	≥ 2,60 mm						•	•		•	•	•					
2"	DN 50	60,3 mm	≥ 2,90 mm							•			•	•					
2.1/2"	DN 65	76,1 mm	≥ 2,90 mm										•	•					

depending on size / finish / pipe properties

Size	Nominal size	Outer diameter mm	Wall thickness	No. 241500 max. 90°	No. 2423... max. 90°	No. 243.../1100-243100 max. 180°	No. 245610/1100-245680 max. 90°	No. 245611/1100-245681 max. 90°	No. 249... max. 90°	No. 250... max. 90°	No. 256... max. 90°	No. 257.../258... max. 90°	No. 259.../260... max. 90°	No. 261... max. 90°	No. 276... max. 180°	No. 2785.../1101-278501 max. 180°	No. 2786.../1100-278601 max. 180°	No. 2787... max. 180°	No. 1100-278801 max. 180°
Electrical installation pipes EN 60423																			
M 12		12,0 mm	≥ 1,00 mm						●							●			
M 16		16,0 mm	≥ 1,00 mm						●							●			
M 20		20,0 mm	≥ 1,00 mm						●							●			
M 25		25,0 mm	≥ 1,20 mm						●	●						●			
M 32		32,0 mm	≥ 1,20 mm						●	●						●			
M 40		40,0 mm	≥ 1,20 mm						●	●									
M 50		50,0 mm	≥ 1,20 mm						●	●									
Banister-rail tubes																			
3/8"	DN 10	17,2 mm	≥ 1,75 mm						●										
1/2"	DN 15	21,3 mm	≥ 1,75 mm						●	●									
3/4"	DN 20	26,9 mm	≥ 2,00 mm						●	●									
1"	DN 25	33,7 mm	≥ 2,00 mm						●	●									
1.1/4"	DN 32	42,4 mm	≥ 2,00 mm						●	●									
1.1/2"	DN 40	48,3 mm	≥ 2,00 mm						●	●									
2"	DN 50	60,3 mm	≥ 2,00 mm							●									
Multi-layer composite pipes																			
		12,0 mm	≥ 1,50 mm		●		●	●	●								●		●
		14,0 mm	≥ 2,00 mm				●	●									●		●
		16,0 mm	≥ 2,00 mm				●	●	●								●		●
		18,0 mm	≥ 2,00 mm		●		●	●	●								●		●
		20,0 mm	≥ 2,00 mm				●	●	●		●	●	●					●	●
		26,0 mm	≥ 3,00 mm																
		32,0 mm	≥ 3,00 mm						●	●	●	●	●	●					
		40,0 mm	≥ 3,50 mm						●	●									
		50,0 mm	≥ 4,00 mm						●	●									
Copper pipes EN 1057 half-hard, Outer diameter mm					12, 15, 18, 22				12-22										
Copper pipes EN 1057 soft, Outer diameter mm				4,75-10	10, 12, 15, 18, 22	6-15	10-22	6-22	12-28						8-22				
Sheathed copper pipes, Outer diameter mm					12, 15, 18, 22		12-22	12-22	12-32						12-22				
Thin-walled NF pipes, Outer diameter mm				4,75-10	10, 12, 15, 18, 22	6-15			12-42	25-60,3					8-32				
Hydraulic pipes EN 10305-1, Outer diameter mm				4,75-6	10, 12, 15, 18	6-12	10-18	6-18	12-42	25-60,3	20-32	20-42	20-42	25-42	8-28	3-10	6-18	20-25	6-25
Precision steel pipes EN 10305-3, Outer diameter mm				4,75-6	10, 12, 15, 18	6-12	10-18	6-18	12-50	25-60,3	20-32	20-44,5	20-44,5	25-44,5	8-28	3-10	6-18	20-25	6-25
Stainless steel pipes EN 10088-3, Outer diameter mm					10, 12, 15, 18			6-18	12-50	25-60,3	20-32	20-44,5	20-44,5	25-44,5	8-28	3-10	6-18	20-25	6-25

depending on size / finish / pipe properties



Pipe bending pliers

2415 PIPE BENDING PLIERS



- > Sizes from 4.75 - 10 mm Ø up to 90°
- > With 2 reversible bending forms 3/16" - 1/4" Ø (4,75 - 6 mm Ø) and 8 - 10 mm Ø
- > For soft copper pipes EN 1057, all non-ferrous metal pipes as well as thin-walled precision steel pipes and brake lines
- > Bright nickel-plated, handles PVC coated




Ø mm	Ø inch	l mm	kg	Code	No.
4,75-10,0	3/16-3/8	260	0.580	1442007	241500

2423 PIPE BENDING PLIERS



with roller and plastic slide rail

- > Sizes from 10 to 22 mm Ø, bends up to 90°
- > For bendable steel and stainless steel pipes (up to max. 18 x 1.5 mm) as well as soft (also heat-insulated) and semi-hard copper pipes EN 1057
- > Universal use - by exchanging the roller by the plastic slide rail different pipe qualities can be worked
- > Enamelled blue



Ø mm	r = mm	l mm	kg	Code	No.
10	43	420	1.4	4564890	242310
12	45	420	1.4	4564970	242312
15	60	560	2.1	4565000	242315
18	74	820	2.9	4565190	242318
22	86	820	4.2	4565270	242322

Manual pipe bender - Draw bending operation

1100-2431
MANUAL BENDING TOOL SET

in L-BOXX® 136



- > Sizes from 6 to 15 mm Ø, up to 180°
- > For soft copper pipes EN 1057 (also with fixed coating), thin-walled precision steel pipes as well as pipes in non-ferrous metals
- > For clamping in a vice or useable as bending pliers
- > Power-saving due to free selectable initial bending angle
- > Easy bending with reversible ratchet 1/2" in long version
- > Enamelled blue
- > Delivery in GEDORE L-BOXX® 136 no. 1100 L
- > Dimensions: W 442 x D 357 x H 151 mm



Contents	kg	Code	No.
1 bending lever No. 243010	7.4	4568450	1100-243100
1 tool holder no. 243070			
1 reversible ratchet 1/2" no. 1993 U-10 L			
5 bending formers 8, 10, 12, 14, 15 mm			
1 pipe cutter Ø 3-35 mm no. 2250 3			
1 GEDORE L-BOXX® 136 no. 1100 L			

E 243
PARTSE 243
BENDING FORMER

Description	kg	Code	No.
Bending lever	0.980	4566320	243010
Tool holder	0.675	2680203	243070
Reversible ratchet 1/2", long 350 mm	0.696	6154550	1993 U-10 L
Pipe cutter for copper pipes 3-35 mm	0.335	2964031	2250 3

Ø mm	r = mm	kg	Code	No.
6,0	28	0.260	4566750	243050
8,0	28	0.250	4566830	243051
10,0	35	0.440	4567050	243053
12,0	35	0.410	4567210	243055
15,0	45	0.650	4567640	243058



2785 MANUAL BENDING TOOL SET

INOX FE

- > Sizes from 3 to 10 mm up to 180°
- > For precision steel pipes EN 10305-3 (DIN 2394), hydraulic pipes EN 10305-1 (DIN 2391), and bendable stainless steel pipes with 0.75 - 1.0 mm wall thicknesses
- > With 5 aluminium bending formers for pipes with Ø 3-4, 5, 6, 8 and 10 mm
- > For clamping in a vice or useable as bending pliers



Contents		Code	No.
1 basic tool body no. 278570	1.2	1589830	278500
1 bending lever no. 278581			
5 aluminium bending formers for pipes with Ø 3-4, 5, 6, 8, 10 mm			

1101-2785 MANUAL BENDING TOOL SET

INOX FE

in i-BOXX® 72

- > Sizes from 3 to 10 mm up to 180°
- > For precision steel pipes EN 10305-3 (DIN 2394), hydraulic pipes EN 10305-1 (DIN 2391), and bendable stainless steel pipes with 0.75 - 1.0 mm wall thicknesses
- > With 5 aluminium bending formers for pipes with Ø 3-4, 5, 6, 8 and 10 mm
- > For clamping in a vice or useable as bending pliers
- > With pipe cutter no. 231011 and pipe deburring reamer no. 232501
- > Delivery in GEDORE i-BOXX® 72 no. 1101 L
- > Dimensions: W 367 x D 316 x H 72 mm



1101-278501

Contents		Code	No.
1 basic tool body no. 278570	2.4	1589849	1101-278501
1 bending lever no. 278581			
5 aluminium bending formers for pipes with Ø 3-4, 5, 6, 8, 10 mm			
1 miniature pipe cutter Ø 4-16 mm no. 231000			
1 pipe deburring reamer Ø 8-35 no. 232501			
1 GEDORE i-BOXX® 72 no. 1101 L			

E 2785 PARTS



Description		Code	No.
Basic tool body size 0	0.640	2293625	278570
Bending lever size 0	0.380	2293641	278581
Miniature pipe cutter MINI-QUICK niro	0.125	4554070	231011
Pipe deburring reamer 8-35 mm	0.180	1857681	232501

E 2785 BENDING FORMER

> From high-quality aluminium



Ø mm	r = mm	Bore mm		Code	No.
3-4	14	16	0.020	1576798	278504
5	16	16	0.025	2963361	278505
6	16	16	0.025	1576801	278506
8	24	16	0.055	1576828	278508
10	29	16	0.085	1576836	278510

2786 MANUAL BENDING TOOL SET

INOX FE MT

- > Sizes from 6 to 18 mm up to 180°
- > For precision steel pipes EN 10305-3 (DIN 2394), hydraulic pipes EN 10305-1 (DIN 2391) with 1.0 - 2.0 mm wall thicknesses, composite pipes up to 16 mm as well as bendable stainless steel pipes with 1.0 - 1.5 mm wall thicknesses

- > With 8 bending formers for pipes with Ø 6, 8, 10, 12, 14, 15, 16, 18 mm
- > For clamping in a vice or in combination with tripod no. 268500 for stationary use



Vice not included

Contents	kg	Code	No.
1 basic tool body no. 278670	5.3	1589857	278600
1 bending lever no. 278681			
8 aluminium bending formers for pipes with Ø 6-8, 10-12, 14, 15, 16, 18 mm			

1100-2786 MANUAL BENDING TOOL SET

INOX FE MT

in L-BOXX® 136

- > Sizes from 6 to 18 mm up to 180°
- > For precision steel pipes EN 10305-3 (DIN 2394), hydraulic pipes EN 10305-1 (DIN 2391) with 1.0 - 2.0 mm wall thicknesses, composite pipes up to 16 mm as well as bendable stainless steel pipes with 1.0 - 1.5 mm wall thicknesses
- > With 8 bending formers for pipes with Ø 6, 8, 10, 12, 14, 15, 16, 18 mm
- > For clamping in a vice or in combination with tripod no. 268500 for stationary use
- > With pipe cutter no. 2180 3
- > Delivery in GEDORE L-BOXX® 136 no. 1100 L
- > Dimensions: W 442 x D 357 x H 151 mm



Contents	kg	Code	No.
1 basic tool body no. 278670	8.3	1611526	1100-278601
1 bending lever pluggable no. 278680			
8 aluminium bending formers for pipes with Ø 6-8, 10-12, 14, 15, 16, 18 mm			
1 pipe cutter Ø 3-35 mm no. 2180 3			
1 pin punch 3 mm			
1 GEDORE L-BOXX® 136 no. 1100 L			



1100-2788 MANUAL BENDING TOOL SET



in L-BOXX® 136

- > Sizes from 3 to 10 mm up to 180°
- > For precision steel pipes EN 10305-3 (DIN 2394), hydraulic pipes EN 10305-1 (DIN 2391) with 0.75 - 2.0 mm wall thicknesses, composite pipes up to 16 mm as well as bendable stainless steel pipes with 1.0 - 1.5 mm wall thicknesses
- > With 10 aluminium bending formers for pipes with Ø 3-4, 5, 6, 8, 10, 12, 14, 15, 16 and 18 mm
- > For clamping in a vice
- > Can be used as bending pliers up to size 10 mm
- > As from sizes 12 mm also for stationary use with tripod no. 268500
- > With pipe cutter no. 2180 3
- > Delivery in GEDORE L-BOXX® 136 no. 1100 L
- > Dimensions: W 442 x D 357 x H 151 mm



Contents

- 1 basic tool body 3-18 mm no. 278570
- 1 bending lever 3-18 mm no. 278581
- 1 basic tool body 6-18 mm no. 278670
- 1 bending lever 6-18 mm pluggable no. 278680
- 10 aluminium bending formers for pipes with Ø 3-4, 5, 6, 8, 10, 12, 14, 15, 16, 18 mm
- 1 pipe cutter Ø 3-35 mm no. 2180 3
- 1 pin punch 3 mm
- 1 GEDORE L-BOXX® 136 no. 1100 L



8.7


Code

2963515

No.

1100-278801

E 2786 PARTS



E 2786 BENDING FORMER

> From high-quality aluminium



Description	kg	Code	No.
Basic tool body size 1	1.2	1677209	278670
Bending lever size 1	2.3	2293692	278681
Bending lever size 1 pluggable	1.9	1626043	278680
Tripod	21.2	2681072	268500
Pipe cutter for stainless steel pipes 3-35 mm	0.3	2964066	2180 3
Pin punch 3 mm	0.1	8758800	119-3

Ø mm	r = mm	Bore mm	kg	Code	No.
6	32	30	0.200	2963442	278606
8	32	30	0.200	1576844	278608
10	36	30	0.220	2963450	278610
12	36	30	0.220	1576852	278612
14	36	30	0.200	1576879	278614
15	43	30	0.320	1576887	278615
16	43	30	0.320	1576895	278616
18	50	30	0.450	1576909	278618

2787


MANUAL BENDING TOOL SET

INOX FE MT

- > Sizes from 20 to 25 mm up to 180°
- > For precision steel pipes EN 10305-3 (DIN 2394), hydraulic pipes EN 10305-1 (DIN 2391) with 1.5 - 2.5 mm wall thicknesses, composite pipes up to 25 mm as well as bendable stainless steel pipes with 1.5 - 2.0 mm wall thicknesses
- > For clamping in a vice
- > With 3 aluminium bending formers for pipes with \varnothing 20, 22, 25 mm
- > Enamelled blue, with black plastic handles



Vice not included

Contents	 kg	Code	No.
1 basic tool body no. 278770	13.0	1589865	278700
1 bending lever no. 278781			
3 aluminium bending formers for pipes with \varnothing 20, 22, 25 mm			

E 2787

PARTS



278770 + 278781





268500

E 2787

BENDING FORMER

- > From high-quality aluminium



Description	 kg	Code	No.	\varnothing mm	r = mm	Bore mm	 kg	Code	No.
Basic tool body size 2	4.1	2293706	278770	20	85	42	2.0	1576917	278720
Bending lever size 2	3.0	2293722	278781	22	85	42	2.0	1576925	278722
Tripod	21.2	2681072	268500	25	85	42	2.0	1576933	278725



276 UNIVERSAL PIPE BENDER




- > Sizes from 8 to 32 mm Ø and 3/8 to 3/4" up to 180°
- > For semi-hard and soft copper pipes EN 1057 up to 22 mm Ø, stainless steel pipes EN 10088-3 (DIN 17 440) up to 28 x 1.5 mm, hydraulic pipes EN 10305-1 (DIN 2391) and precision steel pipes EN 10305-3 (DIN 2394) up to 28 mm, electrical installation pipes EN 60423 up to M 32, composite pipes up to 32 mm, non-ferrous metal pipes and insulated pipes as well as gas and water pipes EN 10255 (DIN 2440/2441) up to 3/4"
- > For use in a vice or installation on the workbench
- > Set up for connecting to a length and angle stop as well as bending lever extension possible (not included)
- > Enamelled blue



276001



280130



276000



268500

Description	kg	Code	No.
Basic equipment with bending lever extension no. 268230, without bending tools	16.7	4600010	276000
Angled stop	1.8	4600280	276001
Length stop	0.7	4606210	280130
Tripod, height 990 mm	21.2	2681072	268500

E 276 BENDING TOOLS

- > No. 276508-276532: Bending former with aluminium slide rail for metric pipes
- > No. 276103-276107: Bending former for gas and water pipes EN 10255 (DIN 2440/2441), use with

pressure roller no. 276003 (3/8-3/4")



2765



2761



276003

Description	Ø mm	Size	r = mm	Electrical installation ducts EN 60423	kg	Code	No.
Bending former with slide rail 8 mm	8,0		40		1.4	4601090	276508
Bending former with slide rail 10 mm	10,0		40		1.4	4601170	276510
Bending former with slide rail 12 mm	12,0		40		1.4	4601250	276512
Bending former with slide rail 14 mm	14,0		50		1.9	4601330	276514
Bending former with slide rail 15 mm	15,0		50		1.8	4601410	276515
Bending former with slide rail 16 mm	16,0		68		4.7	4601680	276516
Bending former 3/8"	17,2	3/8	50		1.6	4600600	276103
Bending former with slide rail 18 mm	18,0		68		4.7	4601760	276518
Bending former with slide rail 20 mm	20,0		68		4.6	4601920	276520
Bending former 1/2"	21,3	1/2	68		2.4	4600790	276105
Bending former with slide rail 22 mm	22,0		81		6.5	4602060	276522
Bending former with slide rail 25 mm	25,0		105	M25	4.7	4602140	276525
Bending former 3/4"	26,9	3/4	80		5.8	4600870	276107
Bending former with slide rail 28 mm	28,0		126		5.4	4602300	276528
Bending former with slide rail 30 mm	30,0		153		7.0	4602490	276530
Bending former with slide rail 32 mm	32,0		153	M32	7.0	4602570	276532
Pressure roller		3/8-3/4			0.5	4600360	276003

Manual pipe bender - Pushing bending operation

2456
BENDING TOOL SET

hydraulic

- > Sizes from 10 to 22 mm Ø up to 90°
- > For soft copper pipes EN 1057 up to 22 mm (also heat-insulated), composite pipes up to 20 mm as well as precision steel pipes EN 10305-3 (DIN 2394) up to 18 x 1.5 mm
- > With 7 bending formers for pipes with Ø 10, 12, 14, 15, 18, 20 and 22 mm and corresponding counter-supports
- > Hydraulic drive without great effort
- > Delivery in plastic case no. 245590



Contents	kg	Code	No.
1 base unit, hydraulic no. 245670	6.2	4635230	245610
7 bending tools for pipes with Ø 10, 12, 14, 15, 18, 20, 22 mm			
1 plastic case no. 245590			

1100-2456
BENDING TOOL SET

hydraulic, in L-BOXX® 136

- > Sizes from 10 to 22 mm Ø up to 90°
- > For soft copper pipes EN 1057 up to 22 mm (also heat-insulated), composite pipes up to 20 mm as well as precision steel pipes EN 10305-3 (DIN 2394) up to 18 x 1.5 mm
- > With 7 bending formers for pipes with Ø 10, 12, 14, 15, 18, 20 and 22 mm and corresponding counter-supports
- > Hydraulic drive without great effort
- > With pipe cutter no. 2250 3
- > Delivery in GEDORE L-BOXX® 136 no. 1100 L
- > Dimensions: W 442 x D 357 x H 151 mm



Contents	kg	Code	No.
1 base unit, hydraulic no. 245670	6.9	2963531	1100-245680
7 aluminium bending formers for pipes with Ø 10, 12, 14, 15, 18, 20, 22 mm			
3 counter-supports reinforced Ø 6-12, 14-17, 18-22 mm			
1 pipe cutter Ø 3-35 mm no. 2250 3			
1 GEDORE L-BOXX® 136 no. 1100 L			

2456
BENDING TOOL SET

hydraulic, heavy-duty

- > Sizes from 6 to 22 mm Ø up to 90°
- > For soft copper pipes EN 1057 up to 22 mm (also heat-insulated), composite pipes up to 20 mm, precision steel pipes EN 10305-3 (DIN 2394) up to 18 x 2 mm, as well as annealed stainless steel pipes up to 18 x 1.2 mm
- > With 10 bending formers for pipes with Ø 6, 8, 10, 12, 14, 15, 16, 18, 20 and 22 mm and corresponding counter-supports
- > Hydraulic drive without great effort
- > In plastic case no. 245690



Contents	kg	Code	No.
1 base unit, hydraulic no. 245670	7.5	1585495	245611
10 bending tools for pipes with Ø 6, 8, 10, 12, 14, 15, 16, 18, 20, 22 mm			
1 plastic case no. 245690			



1100-2456 BENDING TOOL SET




hydraulic, heavy-duty, in L-BOXX® 136

- > Sizes from 6 to 22 mm Ø up to 90°
- > For soft copper pipes EN 1057 up to 22 mm (also heat-insulated), composite pipes up to 20 mm, precision steel pipes EN 10305-3 (DIN 2394) up to 18 x 2 mm, as well as annealed stainless steel pipes up to 18 x 1.2 mm
- > With 10 bending formers for pipes with Ø 6, 8, 10, 12, 14, 15, 16, 18, 20 and 22 mm and corresponding counter-supports
- > Hydraulic drive without great effort
- > With pipe cutter no. 2180 3
- > Delivery in GEDORE L-BOXX® 136 no. 1100 L
- > Dimensions: W 442 x D 357 x H 151 mm



Contents	kg	Code	No.
1 base unit, hydraulic no. 245670 10 aluminium bending formers for pipes with Ø 6, 8, 10, 12, 14, 15, 16, 18, 20, 22 mm 1 counter-support Ø 6-12 mm 2 counter-supports reinforced Ø 14-17, 18-22 mm 1 pipe cutter Ø 3-35 mm no. 2180 3 1 GEDORE L-BOXX® 136 no. 1100 L	8.2	2963558	1100-245681

E 2456 PARTS



Description	kg	Code	No.
Basic unit, hydraulic	2.350	4635310	245670
Pipe cutter for copper pipes 3-35 mm	0.335	2964031	2250 3
Pipe cutter for stainless steel pipes 3-35 mm	0.335	2964066	2180 3

E 2457 - E 2458 BENDING TOOLS

- > The counter-support no. 245710-245731 are needed
- > For metric pipes



Description	Ø mm	r = mm	kg	Code	No.
Cast aluminium bending former 6 mm	6	31	0.100	4635900	245806
Cast aluminium bending former 8 mm	8	31	0.100	4636040	245808
Cast aluminium bending former 10 mm	10	31	0.100	4636120	245810
Cast aluminium bending former 12 mm	12	34	0.110	4636200	245812
Cast aluminium bending former 14 mm	14	41	0.120	4636390	245814
Cast aluminium bending former 15 mm	15	48	0.140	4636470	245815
Cast aluminium bending former 16 mm	16	49	0.150	4636550	245816
Cast aluminium bending former 18 mm	18	72	0.190	4636710	245818
Cast aluminium bending former 20 mm	20	80	0.200	4636980	245820
Cast aluminium bending former 22 mm	22	88	0.200	4637010	245822
Counter-support 6-12 mm	6-12		0.380	4635580	245710
Counter-support 14-17 mm	14-17		0.460	4635660	245720
Counter-support 14-17 mm reinforced	14-17		0.380	1585509	245721
Counter-support 18-22 mm	18-22		0.460	4635740	245730
Counter-support 18-22 mm reinforced	18-22		0.480	1585517	245731

Pipe bending machines - Draw bending operation

249 PIPE BENDING MACHINE

manual-hydraulic



- > Sizes from 12 to 50 mm Ø and 3/8" to 1.1/2" up to 90°
- > For copper pipes EN 1057, precision steel pipes EN 10305-3 (DIN 2394) and hydraulic pipes EN 10305-1 (DIN 2391), stainless steel pipes EN 10088-3 (DIN 17 440) up to 42 mm, uncoated pipes and pipes with fixed coating, composite pipes as well as electrical installation pipes EN 60423

- > Pressure 100 kN
- > On pivotable tripod
- > Delivery in wooden assembly case

Bending tools for further pipe types and sizes available on request



Contents	kg	Code	No.
1 pump manual-hydraulic no. 254200	76.0	4580150	249000
1 base unit with pivotable tripod no. 249310 without bending tools			

249 PIPE BENDING MACHINE

electro-hydraulic

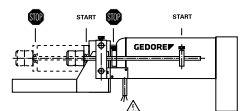


- > Sizes from 12 to 50 mm Ø and 3/8" to 1.1/2" up to 90°
- > For copper pipes EN 1057, precision steel pipes EN 10305-3 (DIN 2394) and hydraulic pipes EN 10305-1 (DIN 2391), stainless steel pipes EN 10088-3 (DIN 17 440) up to 42 mm, uncoated pipes and pipes with fixed coating, composite pipes as well as electrical installation pipes EN 60423
- > Electrical limiter for continuous pre-setting and repetition in the production of pipe bends
- > Pressure 100 kN
- > On pivotable tripod
- > Delivery in wooden assembly case

Bending tools for further pipe types and sizes available on request



Electrical limiter



Contents	kg	Code	No.
1 pump electro-hydraulic 380-415 V 50/60 Hz no. 254601	111.0	4580230	249001
1 base unit with pivotable tripod no. 249311 without bending tools			
1 pump electro-hydraulic 230 V 50/60 Hz no. 254651	111.0	1547593	249002
1 base unit with pivotable tripod no. 249311 without bending tools			

254



>633



E 249

BENDING TOOLS

- > Consisting of bending former, pipe holder and aluminium slide rail
- > Bending formers, pipe holders and steel bending rails are available on request for shaping stainless steel pipes - chemically nickel plated
- > Special sizes available on request



Ø mm	Size	Electrical installation ducts EN 60423	Precision steel pipes EN 10305-3	Cu pipes EN 1057	r = mm	Code	No.
12,0		M12	12	12	85	1527339	249812
12,7					100	2125242	249605
15,0			15	15	85	4640660	249815
15,88					100	2125250	249606
16,0		M16	16		85	4654290	249816
17,2	3/8				85	1742655	249503
18,0			18	18	85	4654370	249818
19,05					100	2125269	249607
20,0			20		85	4654530	249820
21,3	1/2				100	1639935	249505
22,0			22	22	85	4654610	249822
22,22					150	2125277	249608
25,0			25		85	4582520	249825
25,0		M25	25		100	1546120	249025
25,4					200	2125293	249610
26,9	3/4				100	1422820	249507
28,0			28		85	4582600	249828
28,0			28		100	4580310	249028
30,0			30		85	4582790	249830
30,0			30		100	4580580	249030
31,75					200	2125315	249612
32,0		M32	32		150	1546147	249132
33,7	1				150	1276190	249510
35,0			35		150	4580900	249135
38,0			38		150	4581120	249138
40,0		M40	40		200	1546163	249240
42,0			42		200	1561944	249242
42,4	1.1/4				150	1549561	249512
48,3	1.1/2				200	1232401	249515
50,0		M50	50		200	4581710	249250

250

PIPE BENDING MACHINE

manual-hydraulic



- > Sizes from 25 to 54 mm Ø and 1/2" to 2" up to 180°
- > Especially suitable for thornless bending of thin-walled stainless steel pipes EN 10088-3 (DIN 17 440) over 0.8 mm wall thickness
- > Also for copper pipes EN 1057, precision steel pipes EN 10305-3 (DIN 2394) and hydraulic pipes EN 10305-1 (DIN 2391), NF pipes, uncoated pipes as well as electrical installation pipes EN 60423
- > Pressure 160 kN
- > On pivotable tripod
- > Delivery in wooden assembly case



Bending tools for further pipe types and sizes available on request

Contents		Code	No.
1 pump manual-hydraulic no. 254300	155.0	4583760	250000
1 base unit no. 250010			
1 pivotable tripod no. 268001			
without bending tools			

250 PIPE BENDING MACHINE

electro-hydraulic



- > Sizes from 25 to 54 mm Ø and 1/2" to 2" up to 180°
- > Especially suitable for thornless bending of thin-walled stainless steel pipes EN 10088-3 (DIN 17 440) over 0.8 mm wall thickness
- > Also for copper pipes EN 1057, precision steel pipes EN 10305-3 (DIN 2394) and hydraulic pipes EN 10305-1 (DIN 2391), NF pipes, uncoated pipes as well as electrical installation pipes EN 60423
- > Electrical limiter for continuous pre-setting and repetition in the production of pipe bends
- > Pressure 160 kN
- > On pivotable tripod
- > Delivery in wooden assembly case



Bending tools for further pipe types and sizes available on request

Contents		Code	No.
1 pump electro-hydraulic 380-415 V 50/60 Hz no. 254701 1 base unit no. 250010 1 pivotable tripod no. 268001 without bending tools	175.0	4583840	250001
1 pump electro-hydraulic 230 V 50/60 Hz no. 254751 1 base unit no. 250010 1 pivotable tripod no. 268001 without bending tools	175.0	1380133	250002

E 250 BENDING SETS

- > Consisting of bending former with aluminium slide rail and pipe holder
- > Bending formers, pipe holders and steel bending rails are available on request for shaping stainless steel pipes - chemically nickel plated
- > Special sizes available on request



Ø mm	Size	Electrical installation ducts EN 60423	Precision steel pipes EN 10305-3	r = mm		Code	No.
12,7				100	3.900	2125242	249605
15,88				100	3.900	2125250	249606
19,05				100	3.900	2125269	249607
21,3	1/2			100	4.000	1639935	249505
22,22				150	7.500	2125277	249608
25,0		M25	25	100	3.940	1546120	249025
25,4				200	12.900	2125293	249610
26,9	3/4			100	6.500	1422820	249507
28,0			28	100	3.520	4580310	249028
30,0			30	100	3.740	4580580	249030
30,0			30	150	13.000	1679155	250330
31,75				200	12.900	2125315	249612
32,0		M32	32	150	7.500	1546147	249132
33,7	1			150	7.500	1276190	249510
35,0			35	150	7.280	4580900	249135
38,0			38	150	7.080	4581120	249138
38,1			250	250	21.000	2125161	250615
40,0		M40	40	200	12.920	1546163	249240
42,0			42	200	13.400	1561944	249242
42,4	1.1/4			150	7.500	1549561	249512
42,4	1.1/4		1.1/4	200	15.000	4655340	250312
44,44				300	31.000	2125188	250617
48,3	1.1/2			200	14.500	1232401	249515
48,3	1.1/2		1.1/2	250	21.000	4655420	250315
50,0		M50	50	200	13.120	4581710	249250
50,8				300	31.000	2125226	250620
52,0			52	350	41.000	4640900	250352
54,0			54	250	21.000	2001152	250354
60,3	2		250	250	21.000	1148001	250520
60,3	2		2	400	55.000	4655500	250320



Pipe bending machines - Pushing bending operation

MAX. BENDING CAPACITIES PIPE BENDING MACHINES 256-261

Pipe bending machine No.	Gas and water pipes EN 10255 (DIN 2440/2441)	Distilling pipes EN 10220 (DIN 2448)	Metric tubes *)	
	up to 90° Size	up to 90° Size	Ø mm	up to 90° Ø mm
256	3/8 - 1.1/4"	1/2 - 1"	20 - 32	20 - 32
257 - 258	3/8 - 2"	1/2 - 1.1/2"	20 - 44,5	20 - 44,5
259 - 260	3/8 - 3"	1/2 - 2.1/2"	20 - 44,5	20 - 44,5
261	1 - 4"	1 - 2.1/2"	25 - 44,5	25 - 44,5

*) Specifications under reserve - as these are dependent on the respective wall thickness

256
PIPE BENDING MACHINE 3/8" - 1.1/4"



- > For gas and water pipes EN 10255 (DIN 2440/2441) up to max. 90°
- > With open bending frame
- > Pressure 60 kN
- > Delivery in assembly case

Available in various designs:

- > - manually or electro-hydraulically operated
- > - as the basic tool without bending former or as a set with bending former no. 263103-112

Optional bending tools under no. 263 - 264 available for:

- > - Distilling pipes EN 10220 (DIN 2448) from 1/2 to 1" or 20 to 32 mm
- > - Metric pipes from 20 to 32 mm

Bending tools for further pipe types and sizes and for stainless steel pipes on request



included in delivery	Ill.	kg	Code	No.
manual-hydraulic, open bending frame, without bending formers	C	47.0	4586860	256000
manual-hydraulic, open bending frame, with 5 bending formers no. 263103-112	C	56.0	4586940	256100
electro-hydraulic 380-415 V 50/60 Hz, open bending frame, without bending formers	D	73.0	4587080	256500
electro-hydraulic 380-415 V 50/60 Hz, open bending frame, with 5 bending formers no. 263103-112	D	82.0	4587160	256510
electro-hydraulic 230 V 50/60 Hz, open bending frame, without bending formers	D	73.0	4587240	256600
electro-hydraulic 230 V 50/60 Hz, open bending frame, with 5 bending formers no. 263103-112	D	82.0	4587320	256610

257 - 258

PIPE BENDING MACHINE 3/8" - 2"



- > For gas and water pipes EN 10255 (DIN 2440/2441) up to max. 90°
- > Pressure 100 kN
- > Delivery in assembly case

Available in various designs:


- > - manually or electro-hydraulically operated
- > - with open or fold-open bending frame
- > - as the basic tool without bending former or as a set with bending former no. 263103-120

Optional bending tools under no. 263 - 264 available for:

- > - Distilling pipes EN 10220 (DIN 2448) from 1/2 to 1.1/2" or 20 to 44.5 mm
- > - Metric pipes from 20 to 44.5 mm

Bending tools for further pipe types and sizes and for stainless steel pipes on request

MODEL 257:
FOLD-OPEN BENDING FRAME FOR MOBILE USE
MODEL 258:
OPEN BENDING FRAME FOR QUICK AND EFFICIENT WORKING



included in delivery	III.	kg	Code	No.
manual-hydraulic, fold-open bending frame, without bending formers	A	54.0	4587400	257000
manual-hydraulic, fold-open bending frame, with 7 bending formers no. 263103-120	A	75.0	4587590	257100
electro-hydraulic 380-415 V 50/60 Hz, fold-open bending frame, without bending formers	B	78.0	4587670	257500
electro-hydraulic 380-415 V 50/60 Hz, fold-open bending frame, with 7 bending formers no. 263103-120	B	99.0	4587750	257510
electro-hydraulic 230 V 50/60 Hz, fold-open bending frame, without bending formers	B	78.0	4587830	257600
electro-hydraulic 230 V 50/60 Hz, fold-open bending frame, with 7 bending formers no. 263103-120	B	99.0	4587910	257610
manual-hydraulic, open bending frame, without bending formers	C	73.0	4588050	258000
manual-hydraulic, open bending frame, with 7 bending formers no. 263103-120	C	95.0	4588130	258100
electro-hydraulic 380-415 V 50/60 Hz, open bending frame, without bending formers	D	98.0	4588210	258500
electro-hydraulic 380-415 V 50/60 Hz, open bending frame, with 7 bending formers no. 263103-120	D	119.0	4588480	258510
electro-hydraulic 230 V 50/60 Hz, open bending frame, without bending formers	D	98.0	4588560	258600
electro-hydraulic 230 V 50/60 Hz, open bending frame, with 7 bending formers no. 263103-120	D	119.0	4588640	258610



259 - 260

PIPE BENDING MACHINE 3/8" - 3"



- > For gas and water pipes EN 10255 (DIN 2440/2441) up to max. 90°
- > Pressure 160 kN
- > Delivery in assembly case

Available in various designs:

- > - manually or electro-hydraulically operated
- > - with open or fold-open bending frame
- > - as the basic tool without bending former or as a set with bending former no. 263103-130

Optional bending tools under no. 263 - 264 available for:

- > - Distilling pipes EN 10220 (DIN 2448) from 1/2 to 2.1/2" or 20 to 44.5 mm
- > - Metric pipes from 20 to 44.5 mm

Bending tools for further pipe types and sizes and for stainless steel pipes on request

MODEL 259:

FOLD-OPEN BENDING FRAME FOR MOBILE USE

MODEL 260:

OPEN BENDING FRAME FOR STATIONARY USE AND QUICK AND EFFICIENT WORKING



included in delivery	III.	kg	Code	No.
manual-hydraulic, fold-open bending frame, without bending formers	A	98.0	4588720	259000
manual-hydraulic, fold-open bending frame, with 9 bending formers no. 263103-130	A	173.0	4588800	259100
electro-hydraulic 380-415 V 50/60 Hz, fold-open bending frame, without bending formers	B	123.0	4588990	259500
electro-hydraulic 380-415 V 50/60 Hz, fold-open bending frame, with 9 bending formers no. 263103-130	B	198.0	4589020	259510
electro-hydraulic 230 V 50/60 Hz, fold-open bending frame, without bending formers	B	123.0	4589100	259600
electro-hydraulic 230 V 50/60 Hz, fold-open bending frame, with 9 bending formers no. 263103-130	B	198.0	4589290	259610
manual-hydraulic, open bending frame, without bending formers	C	120.0	4589370	260000
manual-hydraulic, open bending frame, with 9 bending formers no. 263103-130	C	207.0	4589450	260100
electro-hydraulic 380-415 V 50/60 Hz, open bending frame, without bending formers	D	155.0	4589530	260500
electro-hydraulic 380-415 V 50/60 Hz, open bending frame, with 9 bending formers no. 263103-130	D	242.0	4589610	260510
electro-hydraulic 230 V 50/60 Hz, open bending frame, without bending formers	D	155.0	4589880	260600
electro-hydraulic 230 V 50/60 Hz, open bending frame, with 9 bending formers no. 263103-130	D	242.0	4589960	260610

261 PIPE BENDING MACHINE 1" - 4"



- > For gas and water pipes EN 10255 (DIN 2440/2441) up to max. 90°
- > With fold-open bending frame
- > Pressure 200 kN
- > Delivery in wooden assembly case



Optional bending tools under no. 263 - 264 available for:

- > - Distilling pipes EN 10220 (DIN 2448) from 1" to 2.1/2" or 25 to 44.5 mm
- > - Metric pipes from 25 to 44.5 mm

Available in various designs:

- > - manually or electro-hydraulically operated
- > - as the basic tool without bending former or as a set with bending former no. 263113-130, 263040


Bending tools for further pipe types and sizes and for stainless steel pipes on request



included in delivery	Ill.		Code	No.
manual-hydraulic, fold-open bending frame, without bending formers	A	311.0	4590030	261000
manual-hydraulic, fold-open bending frame, with bending formers no. 263110-130, 263040	A	480.0	4644060	261100
electro-hydraulic 380-415 V 50/60 Hz, fold-open bending frame, without bending formers	B	330.0	4590110	261500
electro-hydraulic 380-415 V 50/60 Hz, fold-open bending frame, with bending formers no. 263110-130, 263040	B	499.0	4644140	261510

268 INSTALLATION TRIPOD, PIVOTABLE

- > Available in 2 sizes
- > For GEDORE pipe bender no. 256-260 (standard equipment for benders no. 249 and 250)
- > Enamelled blue



Height	Use		Code	No.
480	for manual-hydraulic benders no. 256, 257, 258	6.2	4599760	268000
680	for manual-hydraulic benders no. 259, 260 and all electric-hydraulic benders	17.4	4599840	268001

254 EXTENSION CABLE

- > For electro-hydraulic pumps 1.1/4", 2", 3" and 4"
- > Heavy rubber hose
- > Can be used in dry and damp rooms
- > For high mechanical loads, including construction sites



Description	Connection voltage V		Code	No.
CEE extension cable 10 m	380-415	3.1	4694160	254983
Safety extension cable 10 m	230	1.6	4694320	254985

269 HYDRAULIC OIL

1 litre

- > For re-filling all GEDORE hydraulic pumps
- > For filling the volume stated in the table is required



Litre	for pumps	use in machine no.	required volume litre		Code	No.
1	2541, 2545	256	0,90	0.880	4599920	269000
	2542, 2546	249, 257, 258	1,25			
	2543, 2547	250, 259, 260	1,90			
	2544, 2548	261	3,50			

2631 GREY CAST IRON BENDING FORMER UP TO 90°

- > For gas and water pipes EN 10255-M (DIN 2440)
- > Enamelled black



Use in machine No.	Size	Ø mm	r = mm	Bore mm		Code	No.
256-260	3/8	17,2	45	35,5	0.9	4539000	263103
256-260	1/2	21,3	50	35,5	1.3	4539190	263105
256-260	3/4	26,9	75	35,5	2.2	4539270	263107
256-261	1	33,7	100	35,5	2.3	4590460	263110
256-261	1.1/4	42,4	115	35,5	2.4	4590540	263112
257-261	1.1/2	48,3	150	35,5	5.3	4539350	263115
257-261	2	60,3	200	35,5	6.7	4539430	263120
259-261	2.1/2	76,1	320	35,5	21.2	4590620	263125
259-261	3	88,9	380	35,5	30.4	4590700	263130



2630 STEEL BENDING FORMER UP TO 90°

- > For gas and water pipes EN 10255 (DIN 2440/2441)
- > For surface-protective bending
- > Phosphated



Use in machine No.	Size	Ø mm	r = mm	Bore mm	⚖	Code	No.
256-260	1/2	21,3	50	35,5	1.3	4655850	263005
256-260	3/4	26,9	75	35,5	2.2	4655930	263007
256-261	1	33,7	100	35,5	2.3	4656070	263010
256-261	1.1/4	42,4	126	35,5	5.8	4656150	263012
257-261	1.1/2	48,3	145	35,5	5.3	4656230	263015
257-261	2	60,3	200	35,5	11.2	4656310	263020
259-261	2.1/2	76,1	320	35,5	21.2	4656580	263025
259-261	3	88,9	380	35,5	44.5	4656660	263030
261	4	114,3	600	35,5	98.0	4644300	263040

2640 STEEL BENDING FORMER UP TO 90°

INOX FE

- > For standard-walled distilling pipes EN 10220 (DIN 2448) and metric pipes
- > Phosphated

Bending tools for further pipe types and sizes and for stainless steel pipes on request



Use in machine No.	Size	Ø mm	r = mm	Bore mm	⚖	Code	No.
256-260		20,0	90	35,5	3.4	4593130	264020
256-260	1/2	21,3	75	35,5	2.5	4595340	264005
256-260		22,0	90	35,5	3.2	4593210	264022
256-261		25,0	115	35,5	3.6	4595770	264025
256-260	3/4	26,9	90	35,5	3.5	4595420	264007
256-261		28,0	130	35,5	5.4	2910438	264028
256-261		30,0	140	35,5	6.7	4595850	264030
256-261		32,0	140	35,5	6.6	4595930	264032
256-261	1	33,7	130	35,5	5.4	4595500	264010
257-261		38,0	170	35,5	8.2	4596070	264038
257-261		42,0	190	35,5	10.7	2910446	264042
257-261	1.1/4	42,4	180	35,5	10.2	4595690	264012
257-261		44,5	190	35,5	10.7	4596150	264044
257-261	1.1/2	48,3	220	35,5	11.8	4596230	264048
259-261	2	60,3	270	35,5	21.3	4596660	264060
259-261	2.1/2	76,1	420	35,5	49.3	4596900	264076

Eccentric angle benders

MAX. BENDING CAPACITIES ANGLE BENDERS NO. 280


	70 mm working height		100 mm working height		120 mm working height	
	cold mm	hot mm	cold mm	hot mm	cold mm	hot mm
Flat steel EN 10058 (DIN 1017) (material strength 370 N/mm ²)	70 x 6 (70 x 10)* (50 x 15)* (30 x 20)*	70 x 10 (70 x 20)* (50 x 25)*	100 x 10 80 x 12 50 x 15 30 x 20	100 x 20 80 x 25	120 x 8 100 x 10 80 x 12 50 x 15 30 x 20	120 x 20 80 x 25
Square steel stock EN 10059 (DIN 1014) (material strength 370 N/mm ²)	6 (22)*	10 (30)*	22	30	22	30
Round steel stock EN 10060 (DIN 1013) (material strength 370 N/mm ²)	6 (25)*	10 (30)*	25	30	25	30
Angled steel stock EN 10056-1 (DIN 1028) (material strength 370 N/mm ²)	70 x 6	70 x 9	100 x 10	100 x 12	120 x 10	120 x 15
CU-flat bars EN 13601 (material strength 250 N/mm ²)	60 x 6 (60 x 30)*		100 x 30		120 x 10 100 x 30	
AL-flat bars EN 754-5 (DIN 1769) (material strength 160 N/mm ²)	70 x 10 (70 x 30)*		100 x 30		120 x 15 100 x 30	


* optional bending tool no. 280072 is necessary

280 ECCENTRIC ANGLE BENDER

70, 100 and 120 mm working height

- > For round, flat and angled stocks in steel, copper or aluminium up to 90°
- > With stepless adjustable angle stop
- > With length stop
- > Manual base unit for mounting on a workbench, with optional tripod no. 268500 for stationary use
- > With optional available angle no. 280250 for vice fixture
- > Optionally available are bending tools for a diversity of applications - see E 280 bending tools



Included in delivery		Code	No.
Basic tool 70 mm working height, manual, with bending lever extension no. 268230	29.5	4539940	280070
Basic tool 100 mm working height, manual, with bending lever extension no. 268230	32.5	4535010	280100
Basic tool 120 mm working height, manual, with bending lever extension no. 268230	34.1	4606130	280120

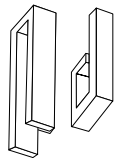
E 280 BENDING TOOLS



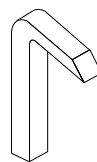
280072



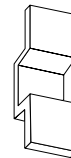
280113
280114



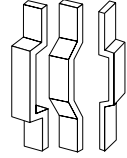
280115




280116



280117



Description	use in machine no.		Code	No.
Radiused bending tool $r = 15 \text{ mm}$ / $r = 25 \text{ mm}$ for material thicknesses up to 30 mm	280070	1.1	4605320	280072
Bending tool for producing saddles and rectangular bends, sharp-edged for material thicknesses up to 3 mm	280100	0.8	4605670	280113
Bending tool for producing saddles and rectangular bends, $r = 4 \text{ mm}$ for material thicknesses up to 6 mm	280100	0.9	4605750	280114
Bending tool for making diamond bends	280070, 280100, 280120	0.7	4605830	280115
Bending tool for high saddles	280100	1.2	4605910	280116
Offset block for narrow saddles	280100	2.4	4606050	280117

E 280 ACCESSORIES



280250


268500



411-150

>554



Description		Code	No.
Tripod, height 990 mm	21.2	2681072	268500
Angle for vice fixture	3.3	2009544	280250

